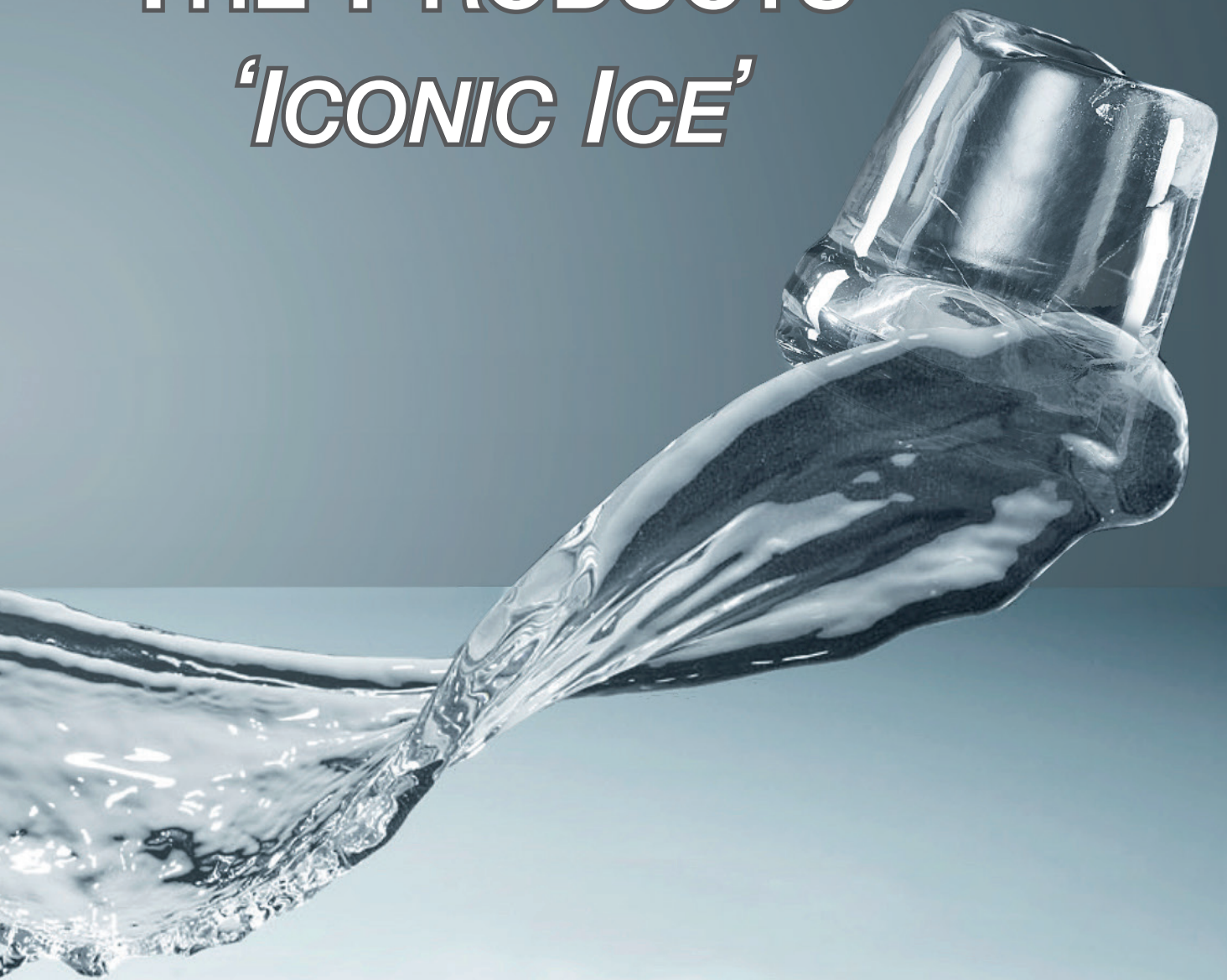


■ **Hubbard**  
■ *systems*

# THE PRODUCTS *'ICONIC ICE'*



**Scotsman**



## Gourmet Supercube

Crystal clear, pure, hard and long lasting ice cubes. Individually formed by spraying water onto a super cooled horizontal evaporator. Its fast cooling action and slow dilution ensure drinks stay chilled for a long time without losing quality.

Available in four different cube sizes/weights to meet any requirement in terms of ease of use and quality results.



## Dice Ice

Classic six sided ice cube. Its greater surface for heat exchange allows a fast chilling of all drinks. The 'softer' texture makes dice ice perfect for blended drinks. The vertical evaporator technology of this ice cube guarantees large ice production at lower operating costs.

Available in several different sizes, it is highly appreciated in QSR and coffee chain applications.



## Nugget & Cubelet Ice

Compressed flake ice available in two different types: Nugget, regular micro-cubes and Cubelet, irregular chips. Nugget & Cubelet are suitable for multiple uses and are the fastest moving ice-type in QSR applications in the last few years. Excellent when used with carbonated drinks as well as smoothies and perfect for food presentation and display.

Long lasting, easy to use, high and fast displacement and hands-free dispensing: no wonder this type of ice is so successful!



## Flake Ice

Ice in its most natural shape, it is made at a temperature just below zero degrees Celsius. Highly versatile and suitable for multiple applications; fish display counters, iced buffet display, food manufacturing, frozen drinks preparation as well as fast chilling of wine & champagne buckets.

It comes in two different variations: Flake with 25% residual water content and Super Flake with 15% residual water content.



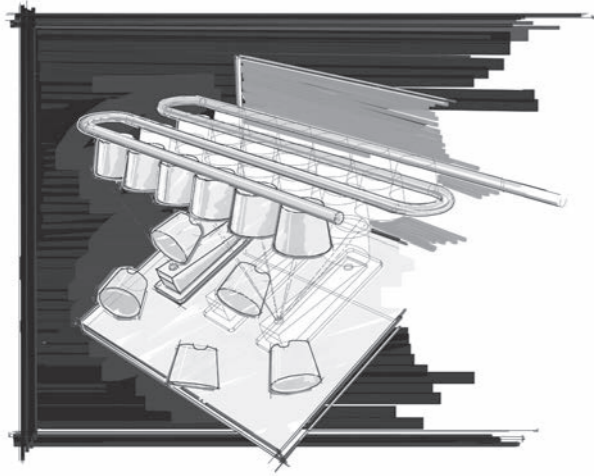
## Scale Ice

With less than 2% residual water content, it's very dry and it's the coldest form of ice. It's made from irregular fragments of ice with a variable thickness that can be adjusted between 1 to 2 mm. Ideal for industrial processes, for fish and sea-food display and perishable goods transportation, as well as to optimize dough temperatures in the bakery sector and food manufacturing

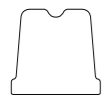
Versatile, molds in to any shape, melts at a slow and regular rate to keep food at maximum freshness.

# A top-class must: Gourmet ice makers

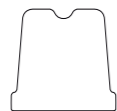
**Scotsman**



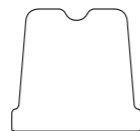
Horizontal ice evaporator and spray-system technology



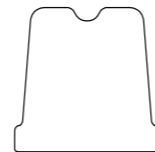
**Small Gourmet**  
8 g / Ø 21 mm / H 25 mm



**Medium Gourmet**  
20 g / Ø 30 mm / H 34 mm



**Large Gourmet**  
39 g / Ø 38 mm / H 41 mm



**Extra Large Gourmet**  
60 g / Ø 44 mm / H 46 mm



# AC series



## AC 47 EcoX

**Cube size:**  
Medium Cube  
**Condensing system:**  
Air cooled  
**Max daily production:**  
25 kg Medium cubes  
1250 Medium cubes



**Storage bin capacity:**  
9 kg - 450 Medium cubes  
**Dimensions:**  
W 386 mm  
D 600 mm  
H 645 mm (legs optional extra)  
**Recommended water filter:**  
AP3S  
**Voltage:**  
230v/50Hz/1

## AC 57 EcoX

**Cube size:**  
Small Cube  
Medium Cube  
**Condensing system:**  
Air cooled  
**Max daily production:**  
33 kg Medium cubes  
1650 Medium cubes



**Storage bin capacity:**  
12 kg - 625 Medium cubes  
**Dimensions:**  
W 386 mm  
D 600 mm  
H 693 mm (legs optional extra)  
**Recommended water filter:**  
AP3S  
**Voltage:**  
230v/50Hz/1

## AC 87 EcoX

**Cube size:**  
Small Cube  
Medium Cube  
**Condensing system:**  
Air cooled  
**Max daily production:**  
44 kg Medium cubes  
2000 Medium cubes



**Storage bin capacity:**  
19 kg - 950 Medium cubes  
**Dimensions:**  
W 531 mm  
D 600 mm  
H 785 mm / 875 mm with legs  
**Recommended water filter:**  
HF20-S  
**Voltage:**  
230v/50Hz/1

## AC 107 EcoX

**Cube size:**  
Medium Cube  
**Condensing system:**  
Air cooled  
**Max daily production:**  
53 kg Medium cubes  
2650 Medium cubes



**Storage bin capacity:**  
23 kg - 1150 Medium cubes  
**Dimensions:**  
W 531 mm  
D 600 mm  
H 840 mm / 930 mm with legs  
**Recommended water filter:**  
HF20-S  
**Voltage:**  
230v/50Hz/1

## AC 127 EcoX

**Cube size:**  
Medium Cube  
**Condensing system:**  
Air cooled  
**Max daily production:**  
75 kg Medium cubes  
3750 Medium cubes



**Storage bin capacity:**  
39 kg - 1950 Medium cubes  
**Dimensions:**  
W 680 mm  
D 600 mm  
H 920 mm / 1009 mm with legs  
**Recommended water filter:**  
HF20-S  
**Voltage:**  
230v/50Hz/1

## AC 177 EcoX

**Cube size:**  
Medium Cube  
**Condensing system:**  
Air cooled  
**Max daily production:**  
84 kg Medium cubes  
4200 Medium cubes



**Storage bin capacity:**  
48 kg - 2400 Medium cubes  
**Dimensions:**  
W 680 mm  
D 600 mm  
H 990 mm / 1079 mm with legs  
**Recommended water filter:**  
HF20-S  
**Voltage:**  
230v/50Hz/1

## AC 206

**Cube size:**  
Small Cube  
Medium Cube  
Large Cube  
**Condensing system:**  
Air cooled  
Water cooled  
**Max daily production:**  
130 kg Medium cubes  
6500 Medium cubes



**Storage bin capacity:**  
50 kg - 2500 Medium cubes  
**Dimensions:**  
W 1250 mm  
D 622 mm  
H 779 mm / 859 mm with legs  
**Recommended water filter:**  
HF40-S  
**Voltage:**  
230v/50Hz/1

# Scotsman



- **Agion:** the technology that makes products cleaner and longer lasting with built-in protection working 24/7 to resist the growth of microbes and the development of unpleasant odours.
- **Clean alert:** advises with a blinking light when it's time to clean the filter.
- **Electronic control:** ambient air and water temperatures may change throughout the years but your ice machines production will stay the same.
- **Front access condenser air filter:** a do-it-yourself cleaning operation that saves time and money and makes your ice machine live longer.
- **Individual transparent solid cube:** each single cube is a work of art: crystal clear and perfectly shaped, faithful to the Scotsman tradition.
- **Scale accumulation preventing system:** traps the ice machines No. 1 enemy in one place and makes it harmless.
- **Ergonomic access to ice with sliding disappearing door:** one-touch door lift, makes the operators life significantly easier.
- **Built-in storage bin:** allows most undercounter installations for easier fit-in solutions.
- **EcoX:** the AC EcoX versions use natural R290 Propane refrigerants.

## AC 226

**Cube size:**  
Small Cube  
Medium Cube  
Large Cube  
**Condensing system:**  
Air cooled  
Water cooled  
**Max daily production:**  
145 kg Medium cubes  
7500 Medium cubes



**Storage bin capacity:**  
70 kg - 3500 Medium cubes  
**Dimensions:**  
W 1078 mm  
D 719 mm  
H 1004 mm / 1082 mm with legs  
**Recommended water filter:**  
HF40-S  
**Voltage:**  
230v/50Hz/1

## Small and medium production

# EC series: featuring Progressive Water Discharge (PWD)



**Scotsman**



- **Agion:** the technology that makes products cleaner and longer lasting with built-in protection working 24/7 to resist the growth of microbes and the development of unpleasant odours.
- **Clean alert:** advises with a blinking light when it's time to clean the filter.
- **Electronic control:** ambient air and water temperatures may change throughout the year but your ice machines production will stay the same.
- **Front access condenser air filter:** a do-it-yourself cleaning operation that saves time and money and makes your ice machine live longer.
- **Individual transparent solid cube:** each single cube is a work of art: crystal clear and perfectly shaped, faithful to the Scotsman tradition.
- **Scale accumulation preventing system:** traps the ice machines No. 1 enemy in one place and makes it harmless.
- **Ergonomic access to ice with sliding disappearing door:** one-touch door lift, makes the operators life significantly easier.
- **PWD - Progressive Water Discharge:** built in pump can pump excess residual water up to a distance of 15 meters.
- **Built-in storage bin:** allows most undercounter installations for easier fit-in solutions.
- **EcoX:** the EC EcoX versions use natural R290 Propane refrigerants.

## EC 47 EcoX

**Cube size:**  
Medium Cube  
**Condensing system:**  
Air cooled  
**Max daily production:**  
25 kg Medium cubes  
1250 Medium cubes



**Storage bin capacity:**  
9 kg - 450 Medium cubes  
**Dimensions:**  
W 386 mm  
D 600 mm  
H 645 mm (legs optional extra)  
**Recommended water filter:**  
AP3S  
**Voltage:**  
230v/50Hz/1

## EC 57 EcoX

**Cube size:**  
Small Cube  
Medium Cube  
**Condensing system:**  
Air cooled  
**Max daily production:**  
33 kg Medium cubes  
1650 Medium cubes



**Storage bin capacity:**  
12 kg - 625 Medium cubes  
**Dimensions:**  
W 386 mm  
D 600 mm  
H 695 mm (legs optional extra)  
**Recommended water filter:**  
AP3S  
**Voltage:**  
230v/50Hz/1

## EC 87 EcoX

**Cube size:**  
Small Cube  
Medium Cube  
**Condensing system:**  
Air cooled  
**Max daily production:**  
44 kg Medium cubes  
2000 Medium cubes



**Storage bin capacity:**  
19 kg - 950 Medium cubes  
**Dimensions:**  
W 531 mm  
D 600 mm  
H 785 mm / 825 mm with legs  
**Recommended water filter:**  
HF20-S  
**Voltage:**  
230v/50Hz/1

## EC 107 EcoX

**Cube size:**  
Medium Cube  
**Condensing system:**  
Air cooled  
**Max daily production:**  
53 kg Medium cubes  
2650 Medium cubes



**Storage bin capacity:**  
23 kg - 1150 Medium cubes  
**Dimensions:**  
W 531 mm  
D 600 mm  
H 840 mm / 930 mm with legs  
**Recommended water filter:**  
HF20-S  
**Voltage:**  
230v/50Hz/1

## EC 127 EcoX

**Cube size:**  
Medium Cube  
**Condensing system:**  
Air cooled  
**Max daily production:**  
75 kg Medium cubes  
3750 Medium cubes



**Storage bin capacity:**  
39 kg - 1950 Medium cubes  
**Dimensions:**  
W 680 mm  
D 600 mm  
H 920 mm / 1009 mm with legs  
**Recommended water filter:**  
HF20-S  
**Voltage:**  
230v/50Hz/1

## EC 177 EcoX

**Cube size:**  
Medium Cube  
**Condensing system:**  
Air cooled  
**Max daily production:**  
84 kg Medium cubes  
4200 Medium cubes



**Storage bin capacity:**  
48 kg - 2400 Medium cubes  
**Dimensions:**  
W 680 mm  
D 600 mm  
H 990 mm / 1079 mm with legs  
**Recommended water filter:**  
HF20-S  
**Voltage:**  
230v/50Hz/1

## EC 206

**Cube size:**  
Small Cube  
Medium Cube  
Large Cube  
**Condensing system:**  
Air cooled  
Water cooled  
**Max daily production:**  
130 kg Medium cubes  
6500 Medium cubes



**Storage bin capacity:**  
50 kg - 2500 Medium cubes  
**Dimensions:**  
W 1250 mm  
D 622 mm  
H 779 mm / 809 mm with legs  
**Recommended water filter:**  
HF40-S  
**Voltage:**  
230v/50Hz/1

## EC 226

**Cube size:**  
Small Cube  
Medium Cube  
Large Cube  
**Condensing system:**  
Air cooled  
Water cooled  
**Max daily production:**  
145 kg Medium cubes  
7250 Medium cubes



**Storage bin capacity:**  
70 kg - 3500 Medium cubes  
**Dimensions:**  
W 1078 mm  
D 719 mm  
H 1004 mm / 1082 mm with legs  
**Recommended water filter:**  
HF40-S  
**Voltage:**  
230v/50Hz/1

Small and medium production

# MXG series



## MXG 327 EcoX

**Cube size:**  
Medium Cube  
**Condensing system:**  
Air cooled  
**Max daily production:**  
152 kg Medium cubes  
7600 Medium cubes



**Dimensions (Head only):**

W 568 mm  
D 704 mm  
H 721 mm

**Recommended bins:**

NB 193, SB 322

**Recommended water filter:**

HF40-S

**Voltage:**

230v/50Hz/1

## MXG 427 EcoX

**Cube size:**  
Medium Cube  
**Condensing system:**  
Air cooled  
**Max daily production:**  
170 kg Medium cubes  
8500 Medium cubes



**Dimensions (Head only):**

W 568 mm  
D 704 mm  
H 721 mm

**Recommended bins:**

NB 193, SB 322

**Recommended water filter:**

HF40-S

**Voltage:**

230v/50Hz/1

## MXG 437 EcoX

**Cube size:**  
Medium Cube  
**Condensing system:**  
Air cooled  
**Max daily production:**  
170 kg Medium cubes  
8500 Medium cubes



**Dimensions (Head only):**

W 773 mm  
D 705 mm  
H 721 mm

**Recommended bins:**

NB 393, NB 530

**Recommended water filter:**

HF40-S

**Voltage:**

230v/50Hz/1

- **Agion:** the technology that makes products cleaner and longer lasting with built-in protection working 24/7 to resist the growth of microbes and the development of unpleasant odours.
- **Electronic control:** ambient air and water temperatures may change throughout the year but your ice machines production will stay the same.
- **External indicator lights:** keep the ice machines operations under constant surveillance.
- **Front access condenser air filter:** a do-it-yourself cleaning operation that saves time and money and makes your ice machine live longer.
- **Global standard footprint:** strictly follows international imperial standards commonly adopted in the industry of reference.
- **Clean alert:** advises with a blinking light when it's time to clean the filter.
- **Individual transparent solid cube:** each single cube is a work of art: crystal clear and perfectly shaped, faithful to the Scotsman tradition.
- **Head only ice maker:** requires a separate storage bin to store the ice produced.\*
- **EcoX:** MXG EcoX versions use natural R290 Propane refrigerants.

# Scotsman



## MXG 638

**Cube size:**  
Small Cube  
Medium Cube  
Large Cube  
Extra Large cube

**Condensing system:**

Air cooled  
Water cooled  
Air cooled remote\*\*

**Max daily production:**

330 kg Medium cubes  
17000 Medium cubes



**Dimensions (Head only):**

W 773 mm  
D 704 mm  
H 1128 mm

**Recommended bins:**

NB 393, NB 530, FOL 600

**Recommended water filter:**

HF60-S

**Voltage:**

230v/50Hz/1  
400v/50Hz/3+N

## MXG 938

**Cube size:**  
Small Cube  
Medium Cube  
Large Cube

**Condensing system:**

Air cooled  
Water cooled  
Air cooled remote\*\*

**Max daily production:**

400 kg Medium cubes  
20000 Medium cubes



**Dimensions (Head only):**

W 773 mm  
D 704 mm  
H 1236 mm

**Recommended bins:**

NB 393, NB 530, FOL 600

**Recommended water filter:**

HF60-S

**Voltage:**


400v/50Hz/3+N

High production EXTREME

\* For all possible bin combinations, please refer to the Head/Bin chart on pages 42 & 43  
\*\*Call Hubbard Systems Technical Assistance on 01473 350021 for information on remote installations

# Business casual: Dice ice makers

**Scotsman**



Vertical ice evaporator



**Half Dice**  
6 g  
W 10 mm x D 22 mm x H 28 mm




**Dice**  
10 g  
W 22 mm / D 22 mm / H 22 mm



**Large**  
15 g  
W 28 mm / D 22 mm / H 28 mm



# NU Easy series: the no-frills solution



## NU series

- **Front-in & front-out air flow:** no need to leave space on the back.
- **Front access condenser air filter:** a do-it-yourself cleaning operation that saves time and money and make your ice machine live longer.
- **Ergonomic access to ice with sliding disappearing door:** one touch door lift, makes the operators life significantly easier.
- **Easy cleaning:** through routine maintenance.
- **Built-in storage bin:** allows undercounter installations for easier fit-in solution, specifically for coffee shops and bars..

# Scotsman



### NU 100

**Cube size:**  
Half Dice  
Dice  
Large Dice  
**Condensing system:**  
Air cooled  
Water cooled  
**Max daily production:**  
56 kg Dice cubes



**Storage bin capacity:**  
20 kg - 2000 Medium cubes  
**Dimensions:**  
W 600 mm  
D 610 mm  
H 744 mm / 770 mm with legs  
**Recommended water filter:**  
HF20-S  
**Voltage:**  
230v/50Hz/1

### NU 150

**Cube size:**  
Half Dice  
Dice  
Large Dice  
**Condensing system:**  
Air cooled  
Water cooled  
**Max daily production:**  
85 kg Dice cubes



**Storage bin capacity:**  
20 kg - 2000 Medium cubes  
**Dimensions:**  
W 600 mm  
D 610 mm  
H 744 mm / 770 mm with legs  
**Recommended water filter:**  
HF20-S  
**Voltage:**  
230v/50Hz/1

### NU 220

**Cube size:**  
Half Dice  
Dice  
Large Dice  
**Condensing system:**  
Air cooled  
Water cooled  
**Max daily production:**  
109 kg Dice cubes



**Storage bin capacity:**  
37 kg - 3700 Medium cubes  
**Dimensions:**  
W 650 mm  
D 690 mm  
H 842 mm / 870 mm with legs  
**Recommended water filter:**  
HF20-S  
**Voltage:**  
230v/50Hz/1

### NU 300

**Cube size:**  
Half Dice  
Dice  
Large Dice  
**Condensing system:**  
Air cooled  
Water cooled  
**Max daily production:**  
142 kg Dice cubes



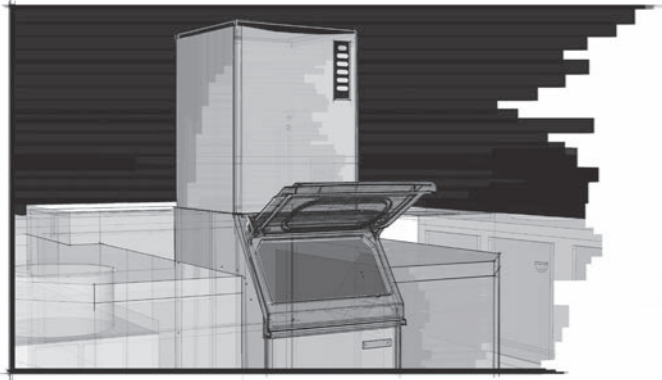
**Storage bin capacity:**  
37 kg - 3700 Medium cubes  
**Dimensions:**  
W 650 mm  
D 690 mm  
H 869 mm / 1003 mm with legs  
**Recommended water filter:**  
HF40-S  
**Voltage:**  
230v/50Hz/1

## Small and medium production





# NW Easy series: the no-frills solution



## NW 307 EcoX

**Cube size:**  
Half Dice  
Dice  
Large Dice  
**Condensing system:**  
Air cooled  
**Max daily production:**  
190 kg Dice cubes



**Dimensions (Head only):**

W 560 mm  
D 610 mm  
H 662 mm

**Recommended bins:**  
NB 193, SB 322

**Recommended water filter:**  
HF40-S

**Voltage:**  
230v/50Hz/1

## NW 507 EcoX

**Cube size:**  
Half Dice  
Dice  
Large Dice  
**Condensing system:**  
Air cooled  
**Max daily production:**  
210 kg Dice cubes



**Dimensions (Head only):**

W 560 mm  
D 610 mm  
H 662 mm

**Recommended bins:**  
NB 193, SB 322

**Recommended water filter:**  
HF40-S

**Voltage:**  
230v/50Hz/1

## NW 457 EcoX

**Cube size:**  
Half Dice  
Dice  
Large Dice  
**Condensing system:**  
Air cooled  
**Max daily production:**  
216 kg Dice cubes



**Dimensions (Head only):**

W 760 mm  
D 620 mm  
H 575 mm

**Recommended bins:**  
NB 393, NB 530

**Recommended water filter:**  
HF40-S

**Voltage:**  
230v/50Hz/1

# Scotsman



## NW series

- **Global standard footprint:** strictly follows international imperial standards commonly adopted in the industry of reference.
- **One touch cleaning:** reduces labour costs, saves time and simplifies the cleaning process.
- **Front evaporator access:** immediate access to the evaporating plate for quick self-maintenance operations.
- **Condenser air filter.**
- **Top exhaust airflow:** exit of hot air from the top, no free space required on sides (NW308 and NW508 models only).
- **Head only ice maker:** requires a separate storage bin to collect the ice produced\*.
- **EcoX:** NW EcoX versions use natural R290 Propane refrigerants.

## NW 608

**Cube size:**  
Half Dice  
Dice  
Large Dice  
**Condensing system:**  
Air cooled  
Water cooled  
Air cooled remote\*\*  
**Max daily production:**  
315 kg Dice cubes



**Dimensions (Head only):**

W 760 mm  
D 620 mm  
H 575 mm

**Recommended bins:**  
NB 393, NB 530, FOL 600

**Recommended water filter:**  
HF60-S

**Voltage:**  
230v/50Hz/1

## NW 1008

**Cube size:**  
Half Dice  
Dice  
Large Dice  
**Condensing system:**  
Air cooled  
Water cooled  
Air cooled remote\*\*  
**Max daily production:**  
485 kg Dice cubes



**Dimensions (Head only):**

W 760 mm  
D 620 mm  
H 800 mm

**Recommended bins:**  
NB 530, FOL 600

**Recommended water filter:**  
HF60-S

**Voltage:**  
230v/50Hz/1  
400v/50Hz/3+N

## NW 1408

**Cube size:**  
Half Dice  
Dice  
Large Dice  
**Condensing system:**  
Air cooled  
Water cooled  
Air cooled remote\*\*  
**Max daily production:**  
640 kg Dice cubes



**Dimensions (Head only):**

W 760 mm  
D 620 mm  
H 1001 mm

**Recommended bins:**  
NB 530, FOL 600

**Recommended water filter:**  
HF60-S

**Voltage:**  
230v/50Hz/1

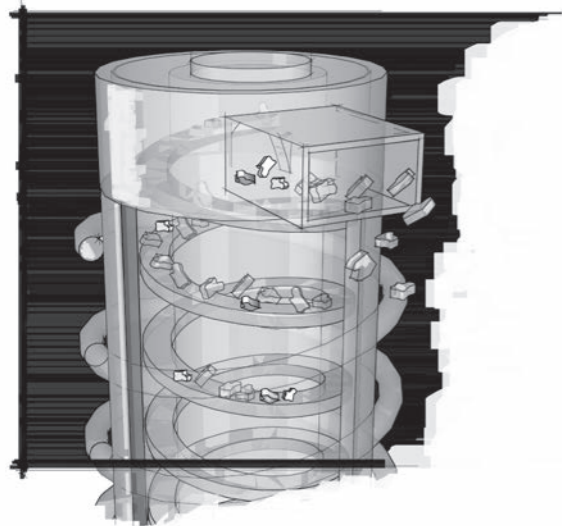
## High production



\* For all possible bin combinations, please refer to the Head/Bin chart on pages 42 & 43  
\*\*Call Hubbard Systems Technical Assistance on 01473 350021 for information on remote installations

# The pure and simple: Nugget & Cubelet ice makers

**Scotsman**



Vertical ice evaporator



**Nugget**  
1 g / Ø 11 mm / H 13 mm  
Residual water content 8%



**Cubelet**  
1 g / W 16 mm / D 15 x 7-8 mm  
Residual water content 8%



# MFN series: The universal ice - Nugget



**Scotsman**



- **Agion:** the technology that makes products cleaner and longer lasting with built-in protection working 24/7 to resist the growth of microbes and the development of unpleasant odours.
- **Electronic control:** ambient air and water temperatures may change throughout the year but your ice machines production will stay the same.
- **External indicator lights:** keep the ice machines operations under constant surveillance.
- **Plug-and-work technology:** starts off and constantly produces ice thanks to a no-cycle harvesting system.
- **Water in / ice out concept (no cycles, zero water wastage):** limits to almost zero excess energy, water and time wastage.
- **Head only ice maker:** requires a separate storage bin to store the ice produced.\*

## MFN 46

**Ice type:**  
Nugget  
**Condensing system:**  
Air cooled  
Water cooled  
**Max daily production:**  
320 kg



**Dimensions (Head only):**  
W 538 mm  
D 663 mm  
H 645 mm  
**Recommended bins:**  
NB 193, SB 322, FOL 600  
**Recommended water filter:**  
HF40-S  
**Voltage:**  
230v/50Hz/1

## MFN 56

**Ice type:**  
Nugget  
**Condensing system:**  
Air cooled  
Water cooled  
**Max daily production:**  
570 kg



**Dimensions (Head only):**  
W 538 mm  
D 663 mm  
H 785 mm  
**Recommended bins:**  
NB 393, NB 530, FOL 600  
**Recommended water filter:**  
HF60-S  
**Voltage:**  
230v/50Hz/1  
400v/50Hz/3+N

## MFN 86

**Ice type:**  
Nugget  
**Condensing system:**  
Air cooled  
Water cooled  
**Max daily production:**  
1900 kg



**Dimensions:**  
W 1080 mm  
D 780 mm / 965 mm with chute  
H 1140 mm / 1255 mm with legs  
**Recommended bins:**  
UBH 2250, SIS 1350  
**Recommended water filter:**  
HF90-S  
**Voltage:**  
400v/50Hz/3+N

## MFN 88 Split

**Ice type:**  
Nugget  
**Condensing system:**  
For connection to remote\*\*  
or centralised refrigeration system  
**Max daily production:**  
2000 kg



**Dimensions:**  
W 540 mm  
D 777 mm / 962 mm with chute  
H 1139mm / 1254 mm with legs  
**Recommended bins:**  
UBH 2250  
**Recommended water filter:**  
HF90-S  
**Voltage:**  
400v/50Hz/3+N

## High production

\* For all possible bin combinations, please refer to the Head/Bin chart on pages 42 & 43  
\*\*Call Hubbard Systems Technical Assistance on 01473 350021 for information on remote installations

# TC180 & AFC/EFC series

## The chewable ice - Cubelet



### TC S/L 180 AS

**Ice type:**  
Cubelet  
**Condensing system:**  
Air cooled  
**Options:**  
Short range  
Long range  
**Max daily production:**  
120 kg  
**Features:**  
180 mm between spout & drip tray  
Touch free dispense model  
Ice & water configuration



**Storage bin capacity:**  
Short Range - 5 kg  
Long Range - 9 kg  
**Dimensions - Short Range:**  
W 390 mm - D 600 mm - H 874 mm  
**Dimensions - Long Range:**  
W 390 mm - D 663 mm - H 874 mm  
**Recommended water filter:**  
HF20-S  
**Voltage:**  
230v/50Hz/1

### TC S/L 180 ASM

**Ice type:**  
Cubelet  
**Condensing system:**  
Air cooled  
**Options:**  
Short range  
Long range  
**Max daily production:**  
120 kg  
**Features:**  
180 mm between spout & drip tray  
Manual with two push buttons  
Ice & water configuration



**Storage bin capacity:**  
Short Range - 5 kg  
Long Range - 9 kg  
**Dimensions - Short Range:**  
W 390 mm - D 600 mm - H 874 mm  
**Dimensions - Long Range:**  
W 390 mm - D 663 mm - H 874 mm  
**Recommended water filter:**  
HF20-S  
**Voltage:**  
230v/50Hz/1

### TC S 180 EVO

**Ice type:**  
Cubelet  
**Condensing system:**  
Air cooled  
**Options:**  
Short range  
**Max daily production:**  
120 kg  
**Features:**  
180 mm between spout & drip tray  
No push buttons on front  
Ice only configuration



**Storage bin capacity:**  
Short Range - 5 kg  
**Dimensions:**  
W 390 mm  
D 600 mm  
H 874 mm  
**Recommended water filter:**  
HF20-S  
**Voltage:**  
230v/50Hz/1

## Ice & water dispensers

# Scotsman



### Water dispensers

- **Agion:** the technology that makes products cleaner and longer lasting with built-in protection working 24/7 to resist the growth of microbes and the development of unpleasant odours.
- **Appealing design:** it can be smartly positioned in any situation, from luxury lounges to unconventional or traditional pubs, allowing customers to cool their drinks to their own taste, without any hygiene hazards.
- **Display: appealing display.** Push button activated or touch-free version.
- Large flow of ice in a small footprint. Simple serviceability.
- Extractable washable drip tray and anti-clog drain filter.

### AFC/EFC series

- **Agion:** the technology that makes products cleaner and longer lasting with built-in protection working 24/7 to resist the growth of microbes and the development of unpleasant odours.
- **Electronic control:** ambient air and water temperatures may change throughout the year but your ice machines production will stay the same.
- **Front access condenser air filter:** a do-it-yourself cleaning operation that saves time and money and makes your ice machine live longer (AFC/EFC 134 only).
- **PWD - Progressive Water Discharge:** built in pump can pump excess residual water up to a distance of 15 meters. (EFC 134 only).
- **Built-in storage bin:** allows undercounter installations for easier fit-in solution.

### AFC 80

**Ice type:**  
Cubelet  
**Condensing system:**  
Air cooled  
Water cooled  
**Max daily production:**  
79 kg



**Storage bin capacity:**  
25 kg  
**Dimensions:**  
W 535 mm  
D 620 mm  
H 797 mm / 890 mm with legs  
**Recommended water filter:**  
AP3S  
**Voltage:**  
230v/50Hz/1

### AFC 134

**Ice type:**  
Cubelet  
**Condensing system:**  
Air cooled  
Water cooled  
**Max daily production:**  
143 kg



**Storage bin capacity:**  
44 kg  
**Dimensions:**  
W 950 mm  
D 605 mm  
H 789 mm / 872 mm with legs  
**Recommended water filter:**  
HF20-S  
**Voltage:**  
230v/50Hz/1

### EFC 134

**Ice type:**  
Cubelet  
**Condensing system:**  
Air cooled  
Water cooled  
**Drain:**  
PWD - Progressive Water Discharge  
**Max daily production:**  
143 kg

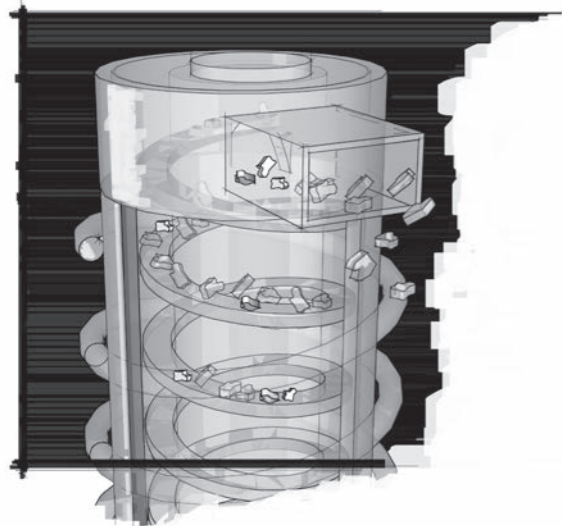


**Storage bin capacity:**  
44 kg  
**Dimensions:**  
W 950 mm  
D 605 mm  
H 789 mm / 872 mm with legs  
**Recommended water filter:**  
HF20-S  
**Voltage:**  
230v/50Hz/1

## Medium production

# The pure freshness: Flake ice makers

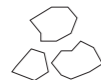
**Scotsman**



Ice evaporator and stainless steel auger



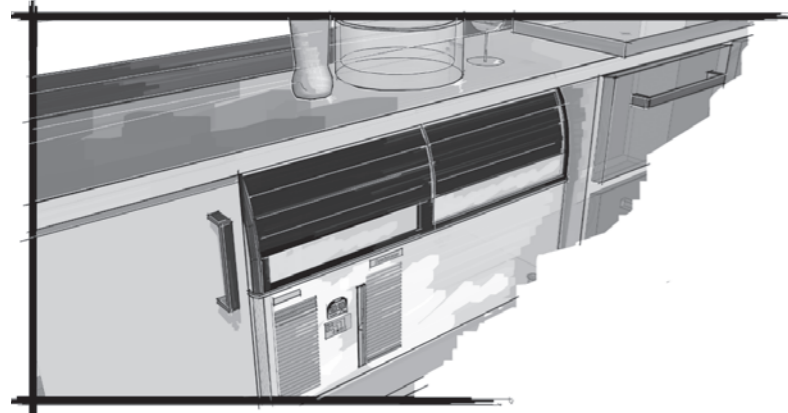
**Flake Ice**  
Residual water content 25%



**Superflake Ice**  
Residual water content 15%



# AF/EF series



## AF 80

**Ice type:**  
Flake  
**Condensing system:**  
Air cooled  
Water cooled  
**Max daily production:**  
73 kg



**Storage bin capacity:**  
25 kg  
**Dimensions:**  
W 535 mm  
D 620 mm  
H 797 mm / 890 mm with legs  
**Recommended water filter:**  
AP3S  
**Voltage:**  
230v/50Hz/1

## AF 103

**Ice type:**  
Flake  
**Condensing system:**  
Air cooled  
Water cooled  
**Max daily production:**  
120 kg



**Storage bin capacity:**  
30 kg  
**Dimensions:**  
W 592 mm  
D 622 mm  
H 997 mm / 1078 mm with legs  
**Recommended water filter:**  
AP3S  
**Voltage:**  
230v/50Hz/1

## AF 124

**Ice type:**  
Flake  
**Condensing system:**  
Air cooled  
Water cooled  
**Max daily production:**  
122 kg



**Storage bin capacity:**  
40 kg  
**Dimensions:**  
W 950 mm  
D 622 mm  
H 789mm / 872 mm with legs  
**Recommended water filter:**  
HF20-S  
**Voltage:**  
230v/50Hz/1

## AF 156

**Ice type:**  
Flake  
**Condensing system:**  
Air cooled  
Water cooled  
**Max daily production:**  
160 kg



**Storage bin capacity:**  
60 kg  
**Dimensions:**  
W 950 mm  
D 605 mm  
H 1000 mm / 1083 mm with legs  
**Recommended water filter:**  
HF40-S  
**Voltage:**  
230v/50Hz/1

## AF 206

**Ice type:**  
Flake  
**Condensing system:**  
Air cooled  
Water cooled  
**Max daily production:**  
205 kg



**Storage bin capacity:**  
60 kg  
**Dimensions:**  
W 950 mm  
D 605 mm  
H 1000 mm / 1083 mm with legs  
**Recommended water filter:**  
HF40-S  
**Voltage:**  
230v/50Hz/1

## EF 103

**Ice type:**  
Flake  
**Condensing system:**  
Air cooled  
Water cooled  
**Drain:**  
PWD - Progressive Water Discharge  
**Max daily production:**  
120 kg



**Storage bin capacity:**  
30 kg  
**Dimensions:**  
W 592 mm  
D 622 mm  
H 997 mm / 1078 mm with legs  
**Recommended water filter:**  
AP3S  
**Voltage:**  
230v/50Hz/1

## EF 124

**Ice type:**  
Flake  
**Condensing system:**  
Air cooled  
Water cooled  
**Drain:**  
PWD - Progressive Water Discharge  
**Max daily production:**  
120 kg



**Storage bin capacity:**  
40 kg  
**Dimensions:**  
W 950 mm  
D 622 mm  
H 789 mm / 872 mm with legs  
**Recommended water filter:**  
HF20-S  
**Voltage:**  
230v/50Hz/1

## EF 156

**Ice type:**  
Flake  
**Condensing system:**  
Air cooled  
Water cooled  
**Drain:**  
PWD - Progressive Water Discharge  
**Max daily production:**  
160 kg



**Storage bin capacity:**  
60 kg  
**Dimensions:**  
W 950 mm  
D 605 mm  
H 1000 mm / 1083 mm with legs  
**Recommended water filter:**  
HF40-S  
**Voltage:**  
230v/50Hz/1

- **Agion:** the technology that makes products cleaner and longer lasting with built-in protection working 24/7 to resist the growth of microbes and the development of unpleasant odours.
- **Clean alert:** advises with a blinking light when it's time to clean the filter.
- **Electronic control:** ambient air and water temperatures may change throughout the year but your ice machines production will stay the same.
- **Front access condenser air filter:** a do-it-yourself cleaning operation that saves time and money and makes your ice machine live longer.
- **PWD - Progressive Water Discharge (only on EF series):** built in pump can pump excess residual water up to a distance of 15 meters.
- **Water in / ice out concept (no cycles, zero water wastage):** limits to almost zero excess energy, water and time wastage.
- **Ergonomic access to ice with sliding disappearing door:** one-touch door lift, makes the operators life significantly easier.
- **AF/EF series - built-in storage bin:** allows most undercounter installations for easier fit-in solutions.

# Scotsman

## EF 206

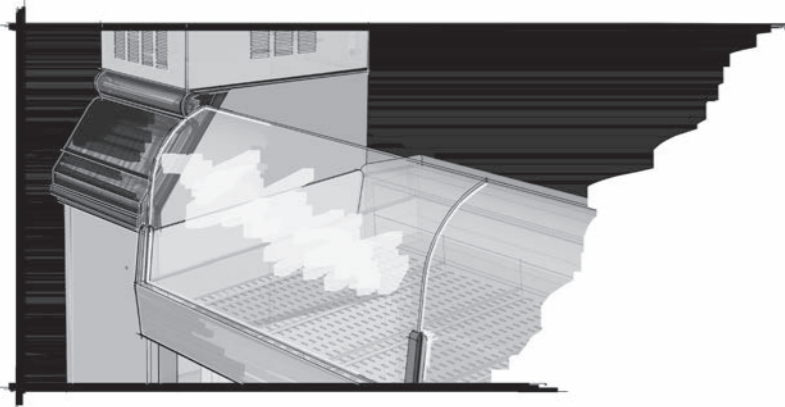
**Ice type:**  
Flake  
**Condensing system:**  
Air cooled  
Water cooled  
**Drain:**  
PWD - Progressive Water Discharge  
**Max daily production:**  
200 kg



**Storage bin capacity:**  
60 kg  
**Dimensions:**  
W 950 mm  
D 605 mm  
H 1000 mm / 1083 mm with legs  
**Recommended water filter:**  
HF40-S  
**Voltage:**  
230v/50Hz/1

## Small and medium production

# MF series



**Scotsman**



- **Agion:** the technology that makes products cleaner and longer lasting with built-in protection working 24/7 to resist the growth of microbes and the development of unpleasant odours.
- **Electronic control:** ambient air and water temperatures may change throughout the year but your ice machines production will stay the same.
- **External indicator lights:** keeps the ice machines operations under constant surveillance.
- **Plug-and-work technology:** starts off and constantly produces ice thanks to a no-cycle harvesting system.
- **Global standard footprint:** strictly follows international imperial standards commonly adopted in the industry of reference.
- **Water in / ice out concept (no cycles, zero water wastage):** limits to almost zero excess energy, water and time wastage.
- **Head only ice maker:** requires a separate storage bin to store the ice produced.\*
- **EcoX:** products using natural refrigerants only; Propane R290 and Carbon Dioxide R744 where specified.

**MF 26**  
Ice type:  
Flake  
Condensing system:  
Air cooled  
Water cooled  
Max daily production:  
140 kg



**Dimensions (Head only):**  
W 563 mm  
D 536 mm  
H 531 mm  
**Recommended bins:**  
NB 193, SB 322  
**Recommended water filter:**  
HF20-S  
**Voltage:**  
230v/50Hz/1

**MF 36**  
Ice type:  
Flake  
Condensing system:  
Air cooled  
Water cooled  
Max daily production:  
200 kg



**Dimensions (Head only):**  
W 563 mm  
D 536 mm  
H 531 mm  
**Recommended bins:**  
NB 193, SB 322  
**Recommended water filter:**  
HF40-S  
**Voltage:**  
230v/50Hz/1

**MF 46**  
Ice type:  
Superflake  
Condensing system:  
Air cooled  
Water cooled  
Max daily production:  
320 kg



**Dimensions (Head only):**  
W 538 mm  
D 663 mm  
H 645 mm  
**Recommended bins:**  
NB 193, SB 322, FOL 600  
**Recommended water filter:**  
HF40-S  
**Voltage:**  
230v/50Hz/1

**MF 47 EcoX**  
Ice type:  
Superflake  
Condensing system:  
Air cooled  
Max daily production:  
300 kg



**Dimensions (Head only):**  
W 538 mm  
D 663 mm  
H 645 mm  
**Recommended bins:**  
NB 193, SB 322, FOL 600  
**Recommended water filter:**  
HF40-S  
**Voltage:**  
230v/50Hz/1

**MF 56**  
Ice type:  
Superflake  
Condensing system:  
Air cooled  
Water cooled  
Air cooled remote\*\*  
Max daily production:  
600 kg



**Dimensions (Head only):**  
W 538 mm  
D 663 mm  
H 785 mm  
**Recommended bins:**  
NB 393, NB 530, FOL 1025  
**Recommended water filter:**  
HF60-S  
**Voltage:**  
230v/50Hz/1  
400v/50Hz/3+N

**MF 58 Split**  
Ice type:  
Superflake  
Condensing system:  
For connection to remote\*\*  
or centralised refrigeration system  
Max daily production:  
600 kg



**Dimensions (Head only):**  
W 538 mm  
D 663 mm  
H 794 mm  
**Recommended bins:**  
NB 530, FOL 1025  
**Recommended water filter:**  
HF60-S  
**Voltage:**  
230v/50Hz/1

**MF 59 Split CO2**  
Ice type:  
Superflake  
Condensing system:  
For connection to remote\*\*  
or centralised refrigeration system  
Max daily production:  
700 kg

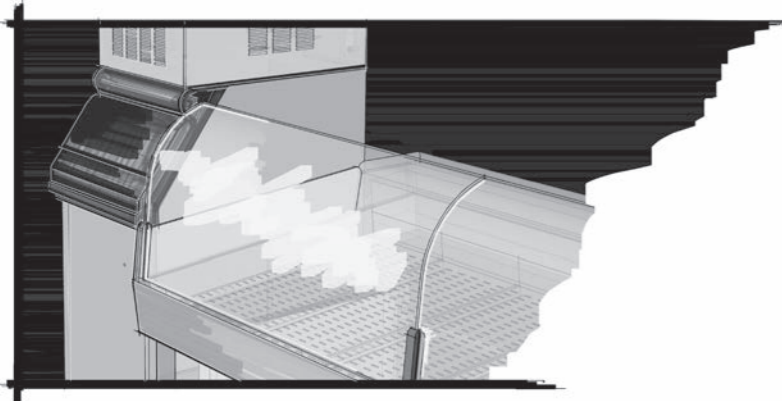


**Dimensions (Head only):**  
W 538 mm  
D 663 mm  
H 785 mm  
**Recommended bins:**  
NB 393, NB 530, FOL 1025  
**Recommended water filter:**  
HF90-S  
**Voltage:**  
230v/50Hz/1

## High production

\* For all possible bin combinations, please refer to the Head/Bin chart on pages 42 & 43  
\*\*Call Hubbard Systems Technical Assistance on 01473 350021 for information on remote installations

# MF series



## MF 66

**Ice type:**  
Superflake  
**Condensing system:**  
Air cooled  
Water cooled  
Air cooled remote\*\*  
**Max daily production:**  
1160 kg



**Dimensions (Head only):**

W 1064 mm  
D 697 mm  
H 850 mm

**Recommended bins:**  
UBH 1100, UBH 1600

**Recommended water filter:**  
HF90-S

**Voltage:**  
400v/50Hz/3+N

## MF 68 Split

**Ice type:**  
Superflake  
**Condensing system:**  
For connection to remote\*\*  
or centralised refrigeration system  
**Max daily production:**  
1150 kg



**Dimensions (Head only):**

W 538 mm  
D 663 mm  
H 794 mm

**Recommended bins:**  
UBH 1100, UBH 1600

**Recommended water filter:**  
HF90-S

**Voltage:**  
230v/50Hz/1

## MF 69 Split CO2

**Ice type:**  
Superflake  
**Condensing system:**  
For connection to remote\*\*  
or centralised refrigeration system  
**Max daily production:**  
1400 kg



**Dimensions (Head only):**

W 538 mm  
D 663 mm  
H 794 mm

**Recommended bins:**  
UBH 1100, UBH 1600

**Recommended water filter:**  
HF90-S

**Voltage:**  
230v/50Hz/1

- **Agion:** the technology that makes products cleaner and longer lasting with built-in protection working 24/7 to resist the growth of microbes and the development of unpleasant odours.
- **Electronic control:** ambient air and water temperatures may change throughout the years but your ice maker will stay the same.
- **External indicator lights:** keeps ice maker's operations under constant surveillance.
- **Plug-and-work technology:** starts off and constantly produces ice thanks to a no-cycle harvesting system.
- **Global standard footprint:** strictly follows international imperial standards commonly adopted in the industry of reference.
- **Water in / ice out concept (no cycles, zero water wastage):** limits to almost zero excess energy, water and time wastage.
- **Head only ice maker:** requires a separate storage bin to store the ice produced.\*
- **EcoX:** products using natural refrigerants only; Propane R290 and Carbon Dioxide R744 where specified.

# Scotsman



## MF 86

**Ice type:**  
Superflake  
**Condensing system:**  
Air cooled  
Water cooled  
Air cooled remote\*\*  
**Max daily production:**  
2400 kg



**Dimensions:**

W 1080 mm  
D 780 mm / 965 mm with chute  
H 1140 mm / 1255 mm with legs

**Recommended bins:**  
UBH 2250

**Recommended water filter:**  
HF90-S

**Voltage:**  
400v/50Hz/3+N

## MF 88 Split

**Ice type:**  
Superflake  
**Condensing system:**  
For connection to remote\*\*  
or centralised refrigeration system  
**Max daily production:**  
2500 kg



**Dimensions:**

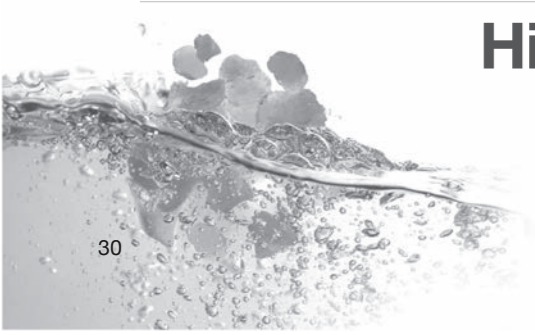
W 540 mm  
D 777 mm / 962 mm with chute  
H 1140 mm / 1255 mm with legs

**Recommended bins:**  
UBH 2250

**Recommended water filter:**  
HF90-S

**Voltage:**  
400v/50Hz/3+N

# High production




\* For all possible bin combinations, please refer to the Head/Bin chart on pages 42 & 43  
\*\*Call Hubbard Systems Technical Assistance on 01473 350021 for information on remote installations

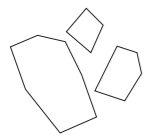


# The tough guys: Scale ice makers

**Scotsman**



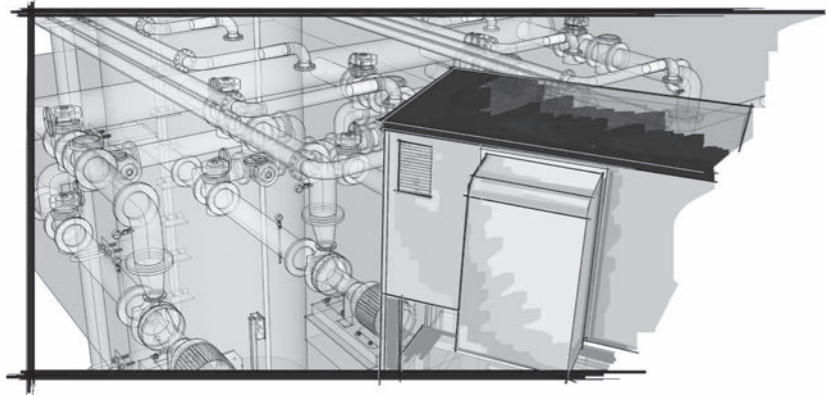
The drum



**Scale Ice**  
Residual water content 2%



# Horizontal drum



**Scotsman**



- **Stainless steel horizontal evaporating drum:** for a life-long working endurance.
- **Floor standing compatible:** delivers ice straight into carts, trolleys or ice boxes.
- **Plug-and-work technology:** starts off and constantly produces ice thanks to a no-cycle harvesting system.
- **All water in / all ice out concept** (no cycles, zero water wastage): limits to almost zero excess energy, water and time wastage.
- **Compact configuration:** includes evaporator, compressor and condensing units, and it is supplied without panels on the group (optional).

## MAR 56

**Ice type:**  
Scale ice  
**Condensing system:**  
Air cooled  
Water cooled  
**Max daily production:**  
400 kg

## MAR 76

**Ice type:**  
Scale ice  
**Condensing system:**  
Air cooled  
Water cooled  
**Max daily production:**  
510 kg

## MAR 106

**Ice type:**  
Scale ice  
**Condensing system:**  
Air cooled  
Water cooled  
**Max daily production:**  
700 kg

## MAR 126

**Ice type:**  
Scale ice  
**Condensing system:**  
Air cooled  
Water cooled  
**Max daily production:**  
1000 kg

## MAR 206

**Ice type:**  
Scale ice  
**Condensing system:**  
Air cooled  
Water cooled  
**Max daily production:**  
1850 kg

## MAR 306

**Ice type:**  
Scale ice  
**Condensing system:**  
Air cooled remote  
Water cooled  
**Max daily production:**  
2450 kg



**Dimensions:**  
W 875 mm  
D 620 mm / 811 mm with chute  
H 1125 mm  
**Recommended bins:**  
UBH 1100, UBH 1600  
**Recommended water filter:**  
HF60-S  
**Voltage:**  
400v/50Hz/3+N

**Dimensions:**  
W 875 mm  
D 620 mm / 811 mm with chute  
H 1125 mm  
**Recommended bins:**  
UBH 1100, UBH 1600  
**Recommended water filter:**  
HF60-S  
**Voltage:**  
400v/50Hz/3+N

**Dimensions:**  
W 875 mm  
D 620 mm / 811 mm with chute  
H 1125 mm  
**Recommended bins:**  
UBH 1100, UBH 1600  
**Recommended water filter:**  
HF90-S  
**Voltage:**  
400v/50Hz/3+N

**Dimensions:**  
W 875 mm  
D 620 mm / 811 mm with chute  
H 1125 mm  
**Recommended bins:**  
UBH 1100, UBH 1600  
**Recommended water filter:**  
HF90-S  
**Voltage:**  
400v/50Hz/3+N

**Dimensions:**  
W 1296 mm  
D 661 mm / 868 mm with chute  
H 1125 mm  
**Recommended bins:**  
UBH 1600, UBH 2250  
**Recommended water filter:**  
HF90-S  
**Voltage:**  
400v/50Hz/3+N

**Dimensions:**  
W 1296 mm  
D 661 mm / 868 mm with chute  
H 1125 mm  
**Recommended bins:**  
UBH 1600, UBH 2250  
**Recommended water filter:**  
HF90-S  
**Voltage:**  
400v/50Hz/3+N

# Compact configuration



\* For all possible bin combinations, please refer to the Head/Bin chart on pages 42 & 43

# Horizontal drum



**Scotsman**



- **Stainless steel horizontal evaporating drum:** for a life-long working endurance.
- **Floor standing compatible:** delivers ice straight into carts, trolleys or ice boxes.
- **Plug-and-work technology:** starts off and constantly produces ice thanks to a no-cycle harvesting system.
- **All water in / all ice out concept** (no cycles, zero water wastage): limits to almost zero excess energy, water and time wastage.
- **Split configuration:** evaporator supplied only. For connections to remote condensing units, either dedicated or centralised.
- **EcoX:** products using natural refrigerants only; Propane R290 and Carbon Dioxide R744 where specified.

## MAR 78 Split

**Ice type:**  
Scale ice  
**Condensing system:**  
For connection to remote\*\* or centralised refrigeration system  
**Max daily production:**  
510 kg

## MAR 79 Split CO2

**Ice type:**  
Scale ice  
**Condensing system:**  
For connection to remote\*\* or centralised refrigeration system  
**Max daily production:**  
540 kg



## MAR 108 Split

**Ice type:**  
Scale ice  
**Condensing system:**  
For connection to remote\*\* or centralised refrigeration system  
**Max daily production:**  
650 kg

## MAR 109 Split CO2

**Ice type:**  
Scale ice  
**Condensing system:**  
For connection to remote\*\* or centralised refrigeration system  
**Max daily production:**  
720 kg



## MAR 128 Split

**Ice type:**  
Scale ice  
**Condensing system:**  
For connection to remote\*\* or centralised refrigeration system  
**Max daily production:**  
1000 kg

## MAR 129 Split CO2

**Ice type:**  
Scale ice  
**Condensing system:**  
For connection to remote\*\* or centralised refrigeration system  
**Max daily production:**  
1000 kg



## MAR 208 Split

**Ice type:**  
Scale ice  
**Condensing system:**  
For connection to remote\*\* or centralised refrigeration system  
**Max daily production:**  
1580 kg

## MAR 308 Split

**Ice type:**  
Scale ice  
**Condensing system:**  
For connection to remote\*\* or centralised refrigeration system  
**Max daily production:**  
2450 kg



**Dimensions:**  
W 906 mm  
D 621 mm / 813 mm inc. chute  
H 520 mm  
**Recommended bins:**  
UBH 1100, UBH 1600  
**Recommended water filter:**  
HF60-S  
**Voltage:**  
400v/50Hz/3+N

**Dimensions:**  
W 906 mm  
D 621 mm / 813 mm inc. chute  
H 520 mm  
**Recommended bins:**  
UBH 1100, UBH 1600  
**Recommended water filter:**  
HF60-S  
**Voltage:**  
400v/50Hz/3+N

**Dimensions:**  
W 906 mm  
D 621 mm / 813 mm inc. chute  
H 520 mm  
**Recommended bins:**  
UBH 1100, UBH 1600  
**Recommended water filter:**  
HF90-S  
**Voltage:**  
400v/50Hz/3+N

**Dimensions:**  
W 906 mm  
D 621 mm / 813 mm inc. chute  
H 520 mm  
**Recommended bins:**  
UBH 1100, UBH 1600  
**Recommended water filter:**  
HF90-S  
**Voltage:**  
400v/50Hz/3+N


**Dimensions:**  
W 906 mm  
D 621 mm / 813 mm inc. chute  
H 520 mm  
**Recommended bins:**  
UBH 1600, UBH 2250  
**Recommended water filter:**  
HF90-S  
**Voltage:**  
400v/50Hz/3+N

**Dimensions:**  
W 906 mm  
D 621 mm / 813 mm with chute  
H 520 mm  
**Recommended bins:**  
UBH 1600, UBH 2250  
**Recommended water filter:**  
HF90-S  
**Voltage:**  
400v/50Hz/3+N

**Dimensions:**  
W 1326 mm  
D 661 mm / 853 mm inc. chute  
H 520 mm  
**Recommended bins:**  
UBH 1600, UBH 2250  
**Recommended water filter:**  
HF90-S  
**Voltage:**  
400v/50Hz/3+N

**Dimensions:**  
W 1326 mm  
D 661 mm / 853 mm inc. chute  
H 520 mm  
**Recommended bins:**  
UBH 1600, UBH 2250  
**Recommended water filter:**  
HF90-S  
**Voltage:**  
400v/50Hz/3+N

# Split configuration



\* For all possible bin combinations, please refer to the Head/Bin chart on pages 42 & 43  
\*\*Call Hubbard Systems Technical Assistance on 01473 350021 for information on remote installations

# Ice storage systems

**Scotsman**

## SB/NB & FOL series

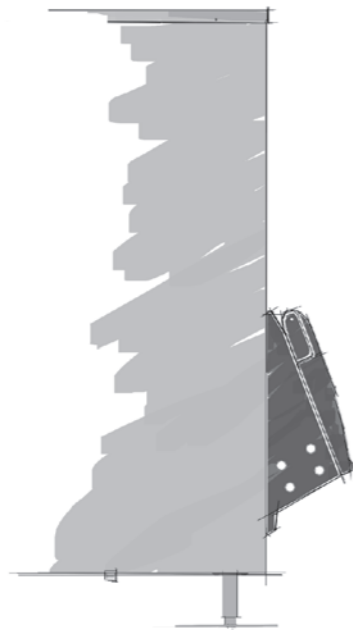


Slope front bins. Insulated, inside finished with rounded corners, for daily turnover of ice. Easy to clean and maintain with removable gaskets. The reinforced hinges provide enhanced durability. The slope front makes access to ice as easy as possible.

From 129 kg to 478 kg storage capacity range. Compatible with any type of ice.

\*SB/NB bins are manufactured by Scotsman Ice Systems. FOL bins are manufactured by Follett.

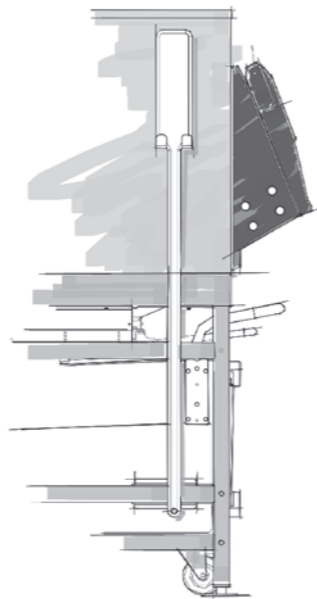
## UBH series



Upright bins. First-in first-out concept provides a constantly fresh ice supply and high level of hygiene. Insulated, inside finished with rounded corners, ideal for operators with higher capacity demands for ice and longer stock periods. Sturdy enough to sustain even the largest ice makers. Front windows allow operators to always keep an eye on the product inside.

From 553 kg to 1068 kg storage capacity. Compatible with any type of ice.

## SIS & ITS series



Upright bins with integral trolleys. First-in first-out concept provides a constantly fresh ice supply and high level of hygiene. 73 kg (SIS) or 110 Kg (ITS) capacity trolleys, insulated and top closed with lids, facilitate ice transportation. Ice falls down into trolleys gravitationally, eliminating the need of tiresome shoveling. Insulated, inside finished with rounded corners, for higher capacity demand for ice and longer period stock. Sturdy enough to sustain even the largest ice makers. Front windows allow operators to always keep an eye on the product inside.

From 210 kg to 759 kg storage capacity. Compatible with any type of ice.

\*SIS series ice shuttle storage bins are manufactured by Scotsman Ice Systems, ITS series bins are manufactured by Follett.

**NB 193**  
Storage capacity:  
129 kg



**Dimensions:**  
W 560 mm  
D 843 mm  
H 1045 mm

**SB 322**  
Storage capacity:  
168 kg



**Dimensions:**  
W 568 mm  
D 872 mm  
H 1271 mm

**NB 393**  
Storage capacity:  
178 kg



**Dimensions:**  
W 768 mm  
D 843 mm  
H 1045 mm

**NB 530**  
Storage capacity:  
243 kg



**Dimensions:**  
W 770 mm  
D 873 mm  
H 1268 mm

**FOL 300**  
Storage capacity:  
136 kg



**Dimensions:**  
W 599 mm  
D 801 mm  
H 1016 mm

**FOL 425**  
Storage capacity:  
195 kg



**Dimensions:**  
W 762 mm  
D 801 mm  
H 1016 mm

**FOL 600**  
Storage capacity:  
246 kg



**Dimensions:**  
W 1080 mm  
D 801 mm  
H 1020 mm

Also available:

**FOL650** (299Kg) - 1118 (w) x 801 (d) x 1016 (h) mm  
**FOL950** (431Kg) - 1220 (w) x 801 (d) x 1270 (h) mm  
**FOL1025** (467Kg) - 1321 (w) x 801 (d) x 1270 (h) mm

## Slope front storage bins

\* For all possible bin combinations, please refer to the Head/Bin chart on pages 42 & 43

# UBH series

**UBH 1100**  
Storage capacity:  
553 kg



**Dimensions:**  
W 1220 mm  
D 1128 mm  
H 1427 mm

**UBH 2250**  
Storage capacity:  
1068 kg



**Dimensions:**  
W 1830 mm  
D 1462 mm  
H 1285 mm

**UBH 1600**  
Storage capacity:  
812 kg



**Dimensions:**  
W 1524 mm  
D 1125 mm  
H 1731 mm

**Accessories**  
carts and totes



## Upright storage bins

# SIS series

**SIS 700**  
Storage capacity:  
318 kg + 73 kg ice cart



**Dimensions:**  
W 880 mm  
D 1265 mm  
H 1802 mm

**SIS 300**  
Storage capacity:  
137 kg + 73 kg ice cart



**Dimensions:**  
W 884 mm  
D 1025 mm  
H 1343 mm

**SIS 1350**  
Storage capacity:  
613 kg + 2x 73 kg ice carts



**Dimensions:**  
W 1748 mm  
D 1263 mm  
H 1802 mm

# ITS series

**ITS 500**  
Storage capacity:  
174 kg + 110 kg ice cart



**Dimensions:**  
W 787 mm  
D 1016 mm  
H 1524 mm

**ITS 700**  
Storage capacity:  
296 kg + 110 kg ice cart



**Dimensions:**  
W 787 mm  
D 1016 mm  
H 1905 mm

**ITS 1350**  
Storage capacity:  
602 kg + 2x 110 kg ice carts



**Dimensions:**  
W 1524 mm  
D 1016 mm  
H 1905 mm

## Ice transport systems

**Scotsman**

# Head/bin combination chart

- ✓ Perfect combination between ice-maker and bin
  - Follett 300/425/600 bins come with a generic ice cut out
  - Follett 650/950/1025 bins are custom cut to match a specific Head at point of order, bins ordered without a Head unit will come with an **uncut** lid
  - Ice chute cut-out performed upon installation
  - SIS & ITS Ice shuttle storage bins available, call for details
- CBT xxxxxxxx additional bin top required, part number listed in chart for correct head/bin combination

	BIN	NB193	SB322	NB393	NB530	FOL 300	FOL 425	FOL 600	FOL 650	FOL 950	FOL 1025	UBH1100	UBH1600	UBH2250	SIS & ITS BINS	BIN	
HEAD	Kg/24h	129	168	178	243	136	195	246	299	431	467	553	812	1068	Various	Kg/24h	HEAD
MXG327	152	✓	✓			●	●	●							●	152	MXG327
MXG427	170	✓	✓			●	●	●							●	170	MXG427
MXG437	170			✓	✓		●	●	●						●	170	MXG437
MXG638	330			✓	✓			●	●	●					●	330	MXG638
MXG938	400			✓	✓			●	●	●					●	400	MXG938
NW307	190	✓	✓	CBT30EMCD	CBT30EMCD	●	●	●							●	190	NW307
NW507	210	✓	✓	CBT30EMCD	CBT30EMCD	●	●	●							●	210	NW507
NW457	216			✓	✓		●	●	●						●	216	NW457
NW608	315			✓	✓		●	●	●						●	315	NW608
NW1008	485			✓	✓			●	●	●	●	●	●		●	485	NW1008
NW1408	640				✓			●	●	●	●	●	●		●	640	NW1408
MFN46	320	CBT22EFCD	CBT22EFCD	CBT30EFSD	CBT30EFSD		●	●	●	●	●	●	●		●	320	MFN46
MFN56	570	CBT22EFCD	CBT22EFCD	CBT30EFSD	CBT30EFSD		●	●	●	●	●	●	●		●	570	MFN56
MFN86	1900													●	●	1900	MFN86
MFN88	2000													●	●	2000	MFN88
MF26	140	✓	✓	CBT30EFSD	CBT30EFSD	●	●								●	140	MF26
MF36	200	✓	✓	CBT30EFSD	CBT30EFSD	●	●								●	200	MF36
MF46	320	CBT22EFCD	CBT22EFCD	CBT30EFSD	CBT30EFSD	●	●	●	●	●	●	●	●		●	320	MF46
MF47	300	CBT22EFCD	CBT22EFCD	CBT30EFSD	CBT30EFSD	●	●	●	●	●	●	●	●		●	300	MF47
MF56	600	CBT22EFCD	CBT22EFCD	CBT30EFSD	CBT30EFSD	●	●	●	●	●	●	●	●		●	600	MF56
MF58	600	CBT22EFCD	CBT22EFCD	CBT30EFSD	CBT30EFSD	●			●	●	●	●	●		●	600	MF58
MF59	700	CBT22EFCD	CBT22EFCD	CBT30EFSD	CBT30EFSD	●			●	●	●	●	●		●	700	MF59
MF66	1160								●	●	●	●	●	●	●	1160	MF66
MF68	1150								●	●	●	●	●	●	●	1150	MF68
MF69	1400								●	●	●	●	●	●	●	1400	MF69
MF86/88	2400													●	●	2400	MF86/88
MAR56	400									●	●	●	●	●	●	400	MAR56
MAR76/78	510									●	●	●	●	●	●	510	MAR76/78
MAR79	540									●	●	●	●	●	●	540	MAR79
MAR106/108	700									●	●	●	●	●	●	700	MAR106/108
MAR109	720									●	●	●	●	●	●	720	MAR109
MAR126/128/129	1000									●	●	●	●	●	●	1000	MAR126/128/129
MAR206/208	1850												●	●	●	1850	MAR206/208
MAR306/308	2450												●	●	●	2450	MAR306/308

# Other products

**Scotsman**

## HD 22

**Storage Capacity:**  
Up to 59 kg  
Dispensing unit to be combined  
with a modular ice maker



**Dimensions:**  
W 559 mm  
D 850 mm  
H 1351 mm  
**Voltage:**  
230v/50Hz/1

## HD 30

**Storage Capacity:**  
Up to 81 kg  
Dispensing unit to be combined  
with a modular ice maker



**Dimensions:**  
W 762 mm  
D 850 mm  
H 1351 mm  
**Voltage:**  
230v/50Hz/1

## DXG 35

**Ice Type:**  
Gourmet cube  
**Cube size:**  
Medium cube  
**Condensing system:**  
Air cooled  
Water cooled  
**Max daily production:**  
29 kg Medium cubes  
1600 Medium cubes  
Push button dispense



**Storage bin capacity:**  
11 kg - 550 Medium cubes  
**Dimensions:**  
W 380 mm  
D 515 mm  
H 1606 mm /1696 with legs  
**Recommended water filter:**  
HF20-S  
**Voltage:**  
230v/50Hz/1

## SCW 14 B - EVO

**Pressure water cooler**  
**Max cooled litres/hour:**  
50 litres



**Dimensions:**  
W 404 mm  
D 332 mm / 410 mm inc. pedal  
H 1034 mm / 1275 mm with spout  
**Recommended water filter:**  
HF20-S  
**Voltage:**  
230v/50Hz/1

## SCW 14 FP - EVO

**Pressure water cooler**  
**Max cooled litres/hour:**  
50 litres



**Dimensions:**  
W 404 mm  
D 332 mm / 410 mm inc. pedal  
H 1034 mm / 1094 mm with spout  
**Recommended water filter:**  
HF20-S  
**Voltage:**  
230v/50Hz/1

## SW 12 USPH

**Pressure water cooler**  
**Max cooled litres/hour:**  
50 litres



**Dimensions:**  
W 401 mm  
D 330 mm  
H 875 mm / 934 mm with spout  
**Recommended water filter:**  
HF20-S  
**Voltage:**  
230v/50Hz/1

## ACM 25

**Ice type:**  
Gourmet cube  
**Cube size:**  
Medium cube  
**Condensing system:**  
Air cooled  
**Max daily production:**  
10 kg Medium cubes  
500 Medium cubes



**Storage bin capacity:**  
3 kg - 150 Medium cubes  
**Dimensions:**  
W 380 mm  
D 388 mm  
H 640 mm  
**Voltage:**  
230v/50Hz/1

## CRUSHMAN 360

**Crushes all ice cubes**  
6 kg per minute (114 kg total/24hr)



**Storage bin capacity:**  
3.5 kg - crushed ice  
**Dimensions:**  
W 245 mm  
D 430 mm  
H 490 mm  
**Voltage:**  
230v/50Hz/1

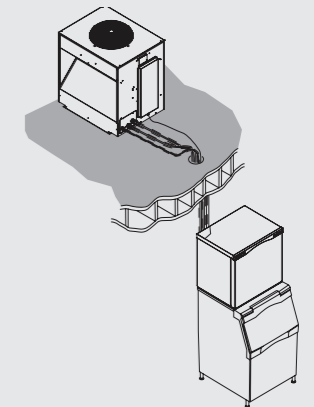
## RBC Stand and Carts

**RBC 200:** 100 kg  
**RBC 300:** 150 kg  
**RBC 500:** 250 kg



## EH Series ECLIPSE

Outdoor pre-charged refrigeration  
system specific for Prodigy Plus  
units. Designed to eliminate heat  
and noise from service area of the  
restaurant.



## Water coolers & ice dispensers

## Manual fill ice maker, ice crusher & carts







**Hubbard Systems**

106 Claydon Business Park  
Gt. Blakenham, Ipswich  
Suffolk, IP6 0NL, UK

**Sales enquiries**

01473 350045  
sales@hubbardsystems.co.uk

**Parts enquiries**

01473 350026  
spares@hubbardsystems.co.uk

**Technical assistance**

01473 350021  
service@hubbardsystems.co.uk

**[www.scotsman-ice.co.uk](http://www.scotsman-ice.co.uk)**