

Aris line

LE CARATTERISTICHE DELLA LINEA ARIS

Aris range features

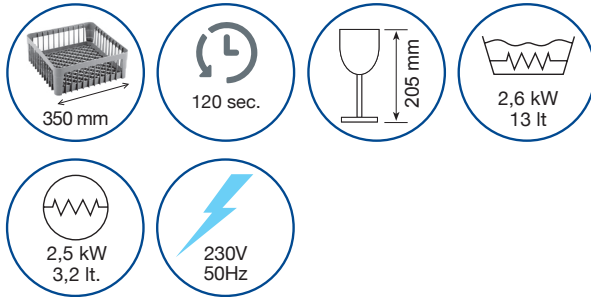
- **Sistema di controllo elettromeccanico**
 - Pannello comandi con pulsanti
 - Facilità di utilizzo
 - Giranti di lavaggio e risciacquo in acciaio inox
 - Grande durata nel tempo
 - Doppio dosatore di detergente e brillantante installato di serie su tutti i modelli
- **Mechanical control system**
 - *Buttons' control panel*
 - *Easy to use*
 - *Stainless steel washing and rinsing arms*
 - *Long lasting machines*
 - *Double detergent and rinse-aid dispenser as standard equipment on every models*





Aris G3520 G3520R

G3520R



TECHNICAL DATA

Total power (STANDARD) 2,79kW

Total power (OPTIONAL) -

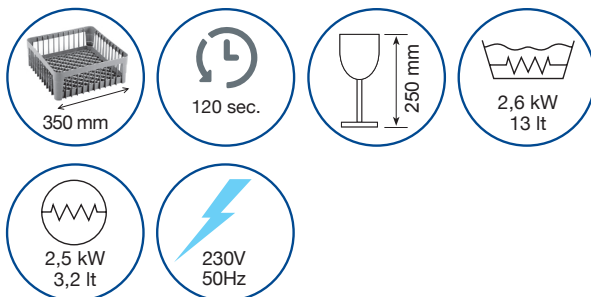
Wash pump 0,19kW / 0,25Hp

Dimensions (L-P-H) 420x500x610h



Aris G3527 G3527R

G3527R



TECHNICAL DATA

Total power (STANDARD) 2,79kW

Total power (OPTIONAL) -

Wash pump 0,19kW / 0,25Hp

Dimensions (L-P-H) 420x500x660h

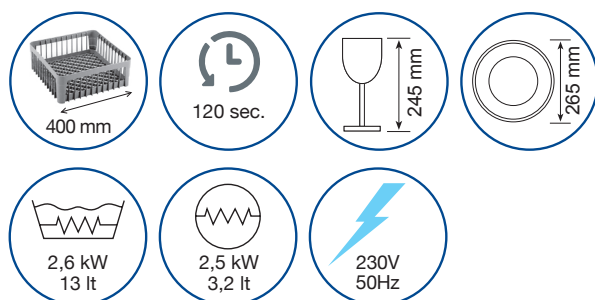


Aris G4026 G4026R

G4026R



Ø40 cm



TECHNICAL DATA

Total power (STANDARD) 2,79kW

Total power (OPTIONAL) -

Wash pump 0,19kW / 0,25Hp

Dimensions (L-P-H) 470x555x660h

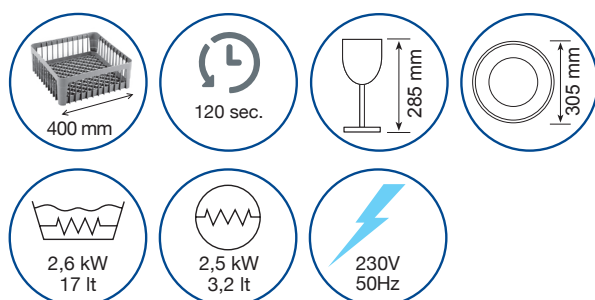


Aris G4032H G4032HR

G4032HR



Ø40 cm



TECHNICAL DATA

Total power (STANDARD) 2,79kW

Total power (OPTIONAL) -

Wash pump 0,19kW / 0,25Hp

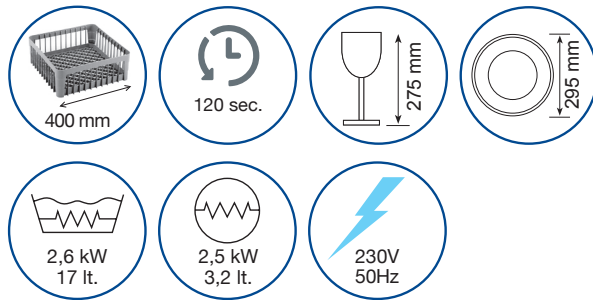
Dimensions (L-P-H) 470x555x710h





Aris G4032 G4032R

G4032R



TECHNICAL DATA

Total power (STANDARD) 2,86kW

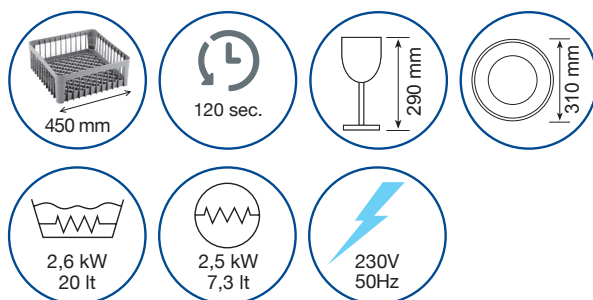
Total power (OPTIONAL) -

Wash pump 0,26kW / 0,35Hp

Dimensions (L-P-H) 470x555x710h



Aris G4533



TECHNICAL DATA

Total power (STANDARD) 3,12kW

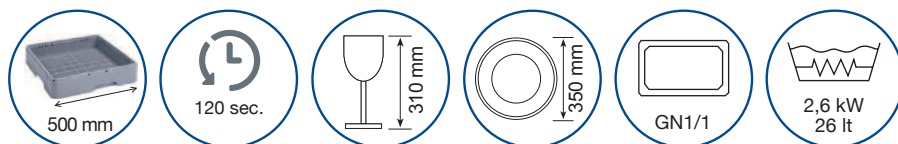
Total power (OPTIONAL) -



Wash pump 0,52kW / 0,7Hp

Dimensions (L-P-H) 530x610x760h



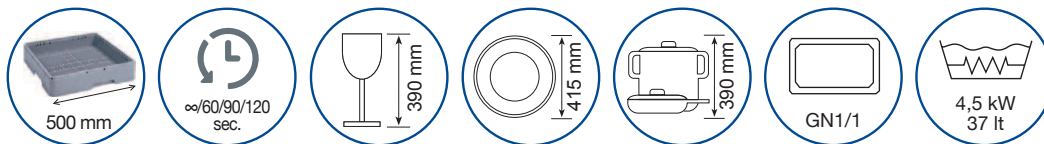
Aris D5037 D5037T





TECHNICAL DATA	D5037	D5037T
Total power (STANDARD)	3,12kW	5,02kW
Total power (OPTIONAL)	-	5,92kW / 9,52kW
Wash pump	0,52kW / 0,7Hp	0,52kW / 0,7Hp
Dimensions (L-P-H)	585x680x815h	585x680x815h
Boiler heating element 	2,5kW 7,3lt	4,5kW 7,3lt
Standard input voltage 	230V 50Hz	400V3N+T 50Hz



Aris DH110 DH120



TECHNICAL DATA	DH110	DH120
Total power (STANDARD)	6,52kW	7,04kW
Total power (OPTIONAL)	5,62kW / 10,12kW	6,14kW / 10,64kW
Wash pump	1,12kW / 1,5Hp	1,64kW / 2,2Hp
Dimensions (L-P-H)	620x770x1400/1900h	620x770x1400/1900h
Boiler heating element 	5,4kW / 7,3lt	5,4kW / 7,3lt
Standard input voltage 	400V3N+T 50Hz	400V3N+T 50Hz

