

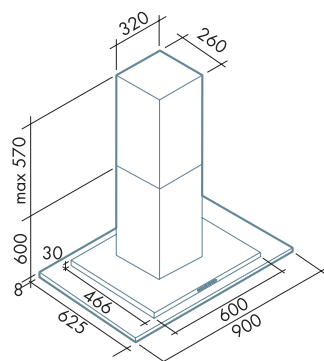
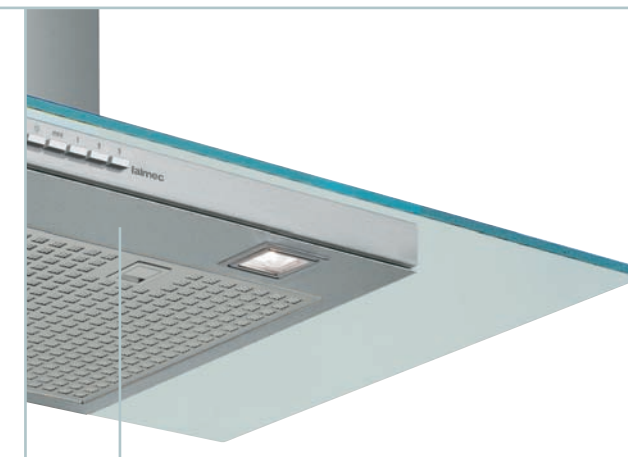
KRISTAL

Caratteristiche generali

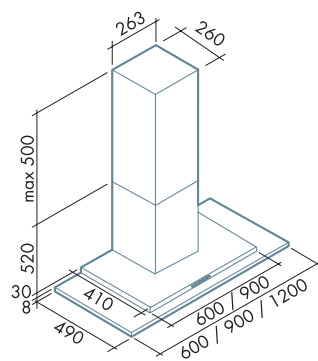
Acciaio inox (AISI 304) spazzolato e cristallo temperato. Filtro antigrasso metallico, asportabile e lavabile. Filtro carbone.

General features


Scotch brite Stainless steel (AISI 304) and tempered glass. Metallic grease filter, removable and washable. Charcoal filter.




isola/island



parete/wall



NEW!
Faretto alogeno con apertura "Easy Open"
Halogen light with "Easy Open" system



Cristallo temperato
Tempered glass



isola/island

/

90

/



parete/wall

60

90

120

motore e comandi / motor and control

450 m³/h 3 vel. 600 m³/h 3 vel. 800 m³/h 4 vel.

P.M.

P.E.L.

filtri / filters

"Base" "Top" carbone/charcoal

278 x 301 mm

3

illuminazione / lighting

Halogen lamp Dicroica lamp Incandescent lamp Fluorescent lamp

4 x 20 Watt

2 x 20 Watt

2 x 20 Watt

2 x 20 Watt

ACCESSORI OPZIONALI DISPONIBILI: Aspiratore sottotetto (solo versione 800 m³/h) - Aspiratore esterno (solo versione 800 m³/h) - Prolunga camino parete - Prolunga camino isola - Kit parete acciaio - Salvietta *Magic Steel*

AVAILABLE OPTIONAL ACCESSORIES: Under-roof extractor fan (only 800 m³/h version) - Outdoor extractor fan (only 800 m³/h version) - Wall chimney extension - Island chimney extension - Stainless steel backsplash - *Magic Steel* protective and cleaning wipe

KRISTAL

Design

new
600 800

AIS 304



Design