


Modular Super-Flake Ice Machine up to 330 Kg/24h.

Other models in this range:
MF 47 - MF 56 - MF 58 Split
MF 59 Split - MF 68 Split - MF 69 Split
MF 66 - MF 86 - MF 88 Split



PS plastic top cover



Electronic Controls



Stainless Steel

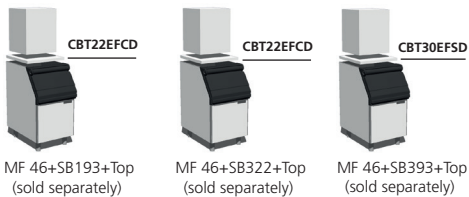


Features

- Modular Superflake ice machine, production up to 330 kg in 24 hours
- Hermetic compressor
- Choice of air, water or remote air-cooled condensers
- Stainless steel auger and freezing cylinder (evaporator)
- Equipped with an electronic control board
- Ice breaker made in specially strengthened alloy, allowing for greater extrusion pressure to deliver a dryer-quality of ice (85% dry)
- Long-lasting stainless steel ball-bearings
- Double protection - electronic rotation sensor and drive coupling - on gear motor and gear reducer
- Low-water sensor protection on refrigeration and gear motor system
- Optical ice level sensor for machine shut down
- Stainless steel side panels in scotch-brite finish, with rounded corners for enhanced ease of cleaning and aesthetics
- Side panels are removable on all four sides to ease maintenance and after-sales service operations
- PS plastic top cover
- Reduced height to ease installation
- CFC Free R-404A Refrigerant

Optional Features (special order):

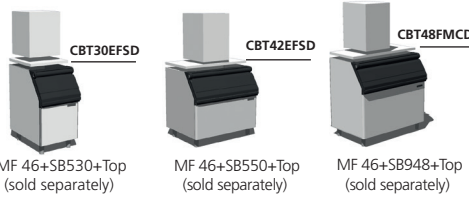
- UV lamp for bacterial control
- Anti-scale, anti-algae water filtration system



MF 46+SB193+Top (sold separately)

MF 46+SB322+Top (sold separately)

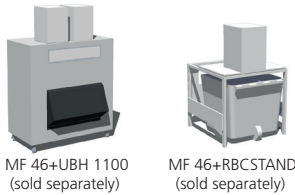
MF 46+SB393+Top (sold separately)



MF 46+SB530+Top (sold separately)

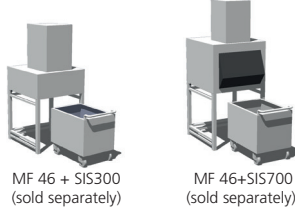
MF 46+SB550+Top (sold separately)

MF 46+SB948+Top (sold separately)



MF 46+UBH 1100 (sold separately)

MF 46+RBCSTAND (sold separately)



MF 46 + SIS300 (sold separately)

MF 46+SIS700 (sold separately)

MF 46 Technologies



		24h			
		10°: 10°C	21°: 15°C		
		[kg]	[lbs]	[kg]	[lbs]
MF 46 AS		320	705	300	661
MF 46 WS		330	728	310	683
					[WxDxH mm] 538x663x650
					[WxDxH inches] 213/16" x 261/8" x 255/8"
					 [v/Hz/ph] 230/50/1 also available in 230/60/1
					 R 404 A



Super-flake ice, extruded just below 0° Celsius, retains only 15-18% of residual water, making it relatively dry and compact.

Residual water content 15%

This product qualifies for the following listings:



2 Years Warranty

Subject to certain limitations and exclusions

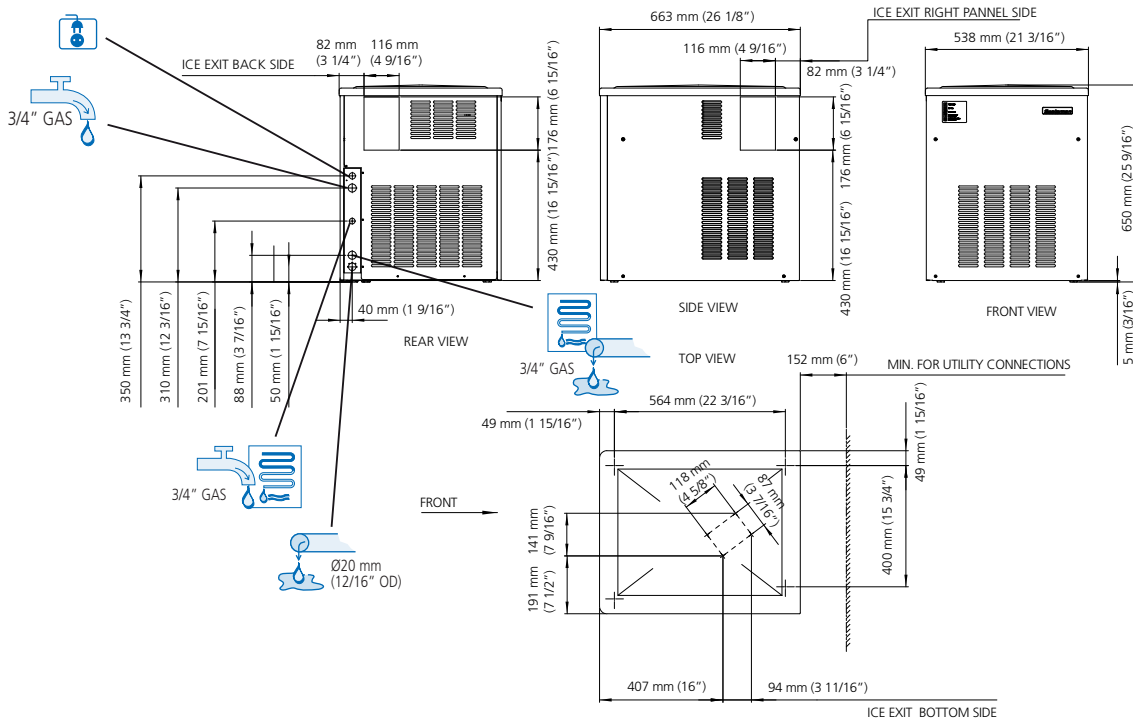
Certified ISO 9001

www.scotsman-ice.it
www.scotsman-ice.com

Models and specifications are subject to change without notice.

Other models in this range:
 MF 47 - MF 56 - MF 58 Split
 MF 59 Split - MF 68 Split - MF 69 Split
 MF 66 - MF 86 - MF 88 Split

Modular Super-Flake Ice Machine up to 330 Kg/24h.



MF 46 AIR COOLED

°C \ °F	°C			
	50°	60°	70°	90°
10°	320	305	290	260
50°	705	672	639	573
21°	315	300	285	255
70°	694	661	628	562
32°	270	255	240	210
90°	595	562	529	463
38°	250	235	220	190
100	551	518	485	419



MF 46 WATER COOLED

°C \ °F	°C			
	50°	60°	70°	90°
10°	330	315	300	270
50°	728	694	661	595
21°	325	310	295	265
70°	716	683	650	584
32°	320	305	290	260
90°	705	672	639	573
38°	310	295	280	250
100	683	650	617	551



Minimum	Maximum
10°C (50°F)	40°C (104°F)
5°C (41°F)	35°C (95°F)
-10%	+10%
1 BAR 14 psi	5 BAR 70 psi

	+C° -C°	[Btu/h] [W]	[Ømm²]	[W]	FUSE	100 Kg [kWh] - 100 Kg	[Wh]	32°C 90°F 21°C 70°F [gal/h]	[kg] [lbs]	[kg] [lbs]
MF 46 AS	✂	9036 2650	3x1.5	1200	16 A	10,8	11 2.9	78 172	87 192	
MF 46 WS	💧	9036 2650	3x1.5	1200	16 A	9	115 30	78 172	87 192	

IMPORTANT NOTICE:
 Models and specifications are subject to change without notice.
 This spec sheet is meant for commercial purpose only.
 For technical documentation please refer to our service manuals.

www.scotsman-ice.it
 www.scotsman-ice.com